

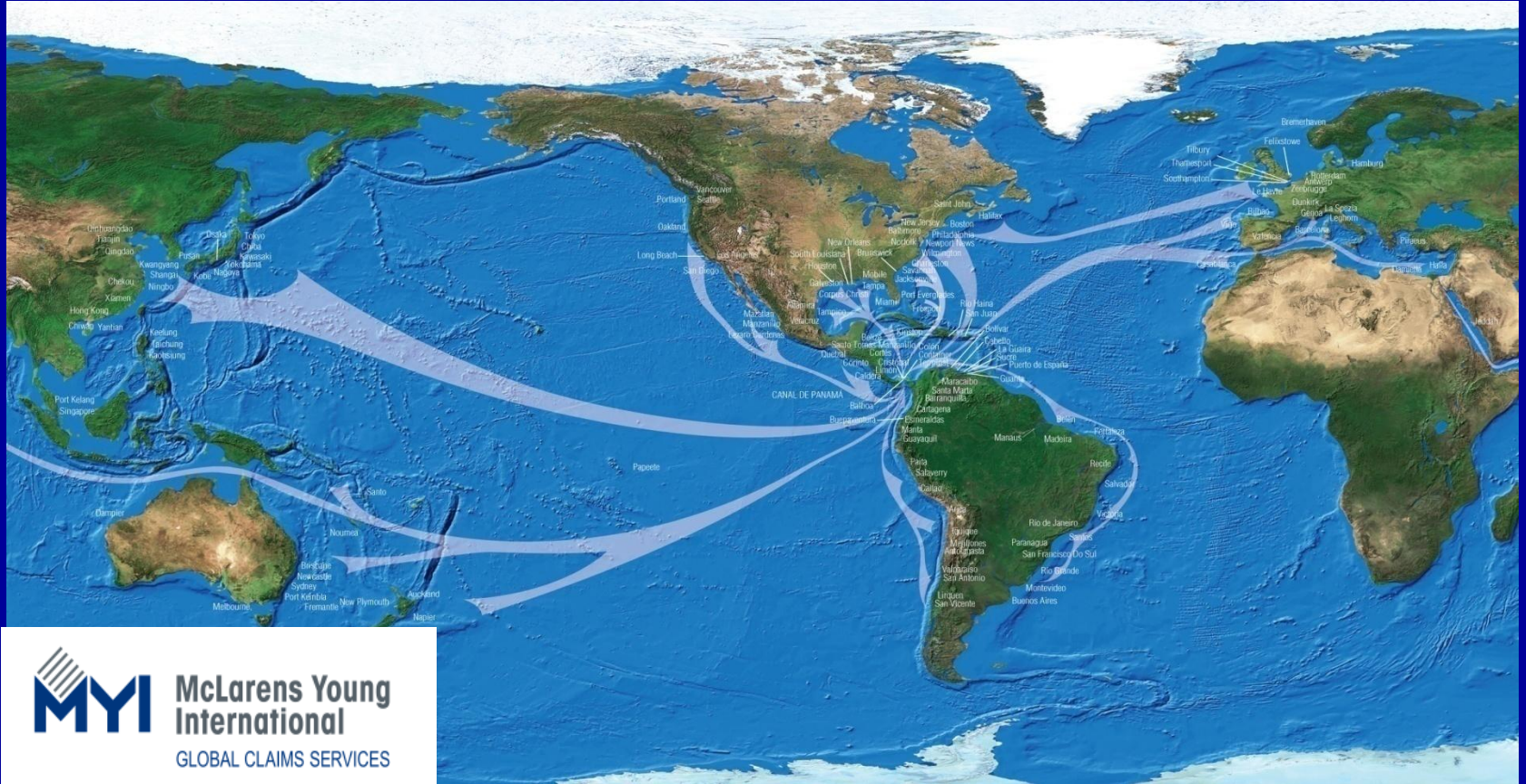
# LE RENDEZ-VOUS DE L'ASSURANCE TRANSPORTS

*Cannes*  
*4<sup>th</sup> and 5<sup>th</sup> May 2010*



LE  
RENDEZ-VOUS  
DE CANNES

# Panama Canal Expansion



Panama offers direct access to a market of more than 3.5 billion people.

# General Information



**Population: 3,395,346**

**Area: 77,517 km<sup>2</sup>  
30,193 miles<sup>2</sup>**

**GDP  
US\$ 18,558.1 millions**

**GDP Per Capita  
US\$ 5,466.00**

**World Largest Registry:  
8,000 ships  
Generates: US\$90 Millions annually  
Legal Currency: US Dollar  
90 National & International Banks  
Total Assets: 70 Billion Dollars**

**Inflation:  
8.7% (2008)  
5.4% (2009)  
3.3% (2010)  
  
Unemployment:  
5.6% (2008)**

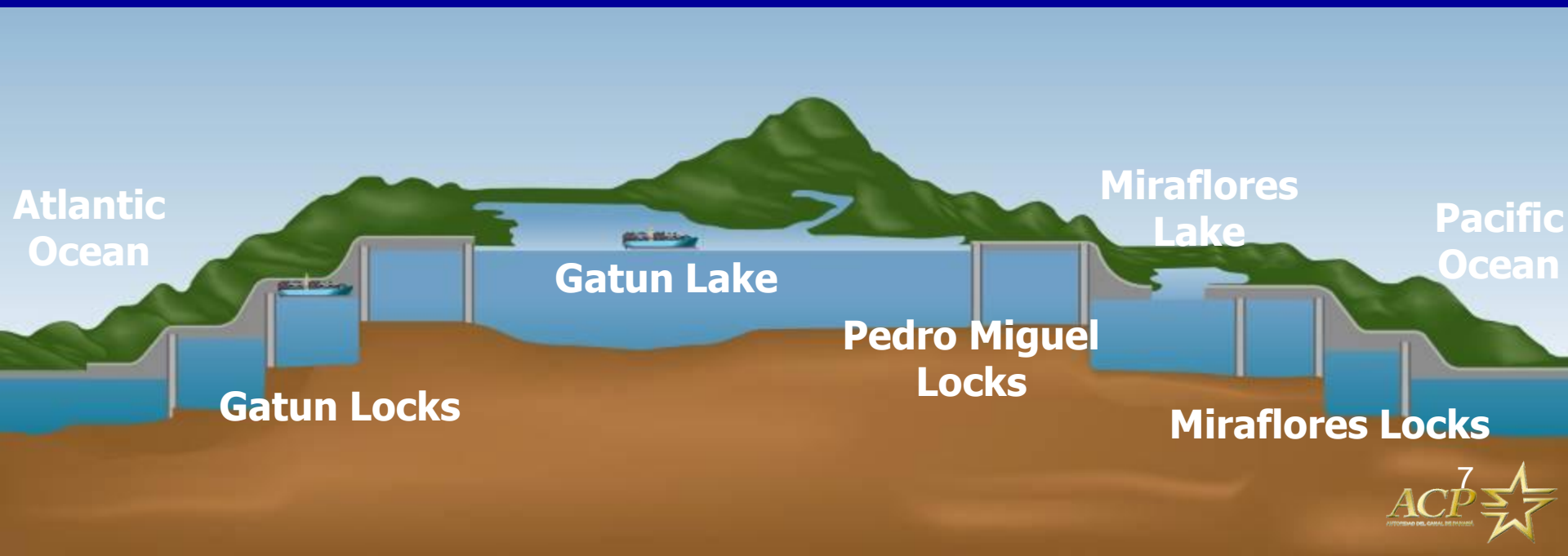






# The Panama Canal

- Approx. 50 miles (80 km) long between the Atlantic and Pacific Oceans.
- Gatun Lake is 85 feet (26 m) above sea level.
- The water used to raise and lower vessels in each set of locks comes from Gatun Lake by gravity (approx. 52 million of gallons per transit).
- Transferred to the Republic of Panama at noon, Dec. 31, 1999.



# Panama Canal

Access to 144 maritime routes in more than 80 countries.


+14,000 ships transit the Panama Canal annually.

Handles cargo of more than 300 Millions Tons/ year

Participates in 5% of World Trade.

Represents revenues of US\$ 2,000 Millions  
(4.5% of GDP)

Is now under expansion at a cost of  
US\$5,250 Millions



# **Panama Canal Expansion Program Objectives**

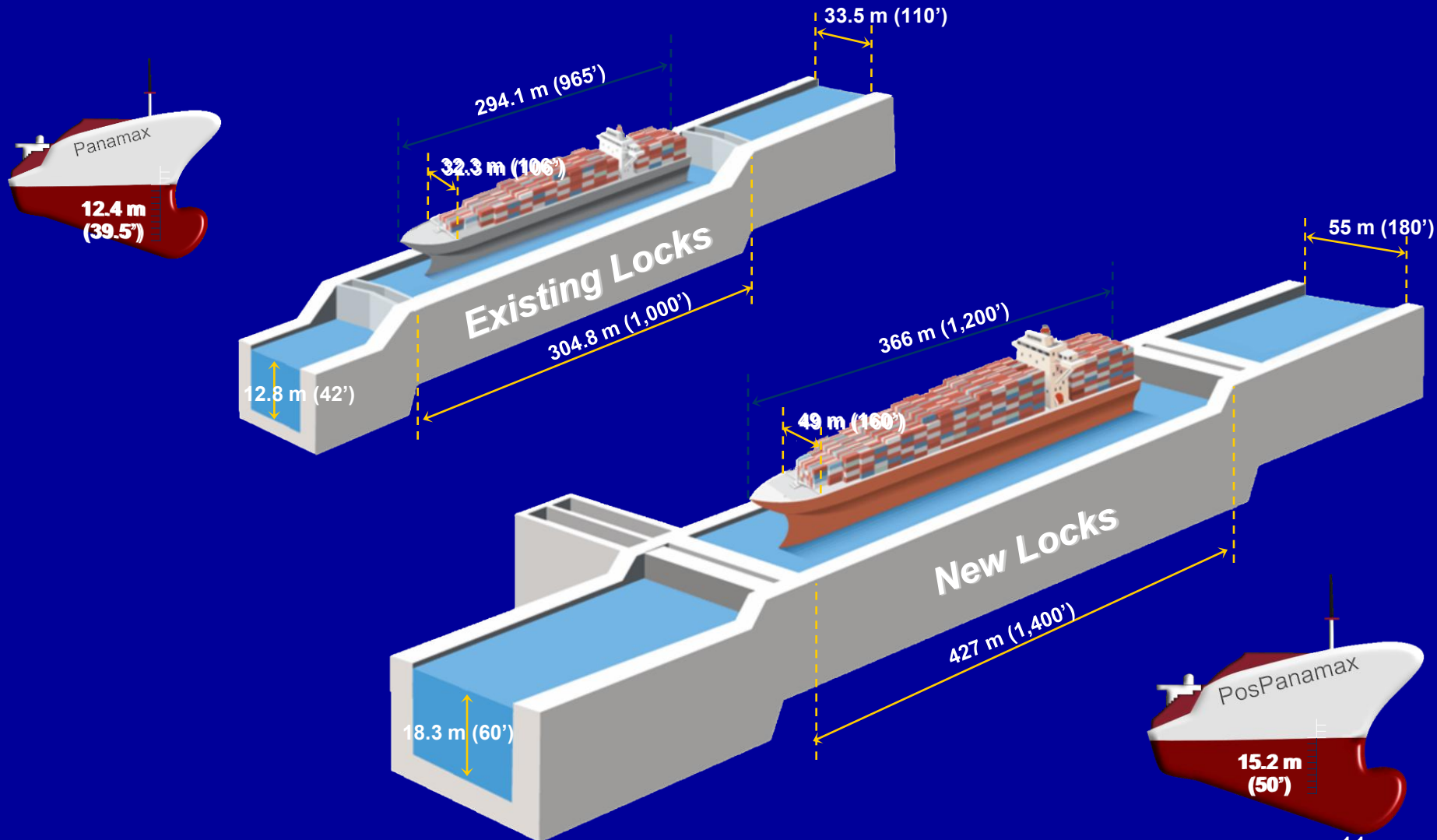
- ❑ Maintain Canal competitiveness as well as the value of the route**
- ❑ Increase capacity and allow the transit of larger ships**
- ❑ Reduce water consumption**
- ❑ Improve logistics and network consolidation**
- ❑ Sustain tonnage and profitability growth**

# Expansion Program Components



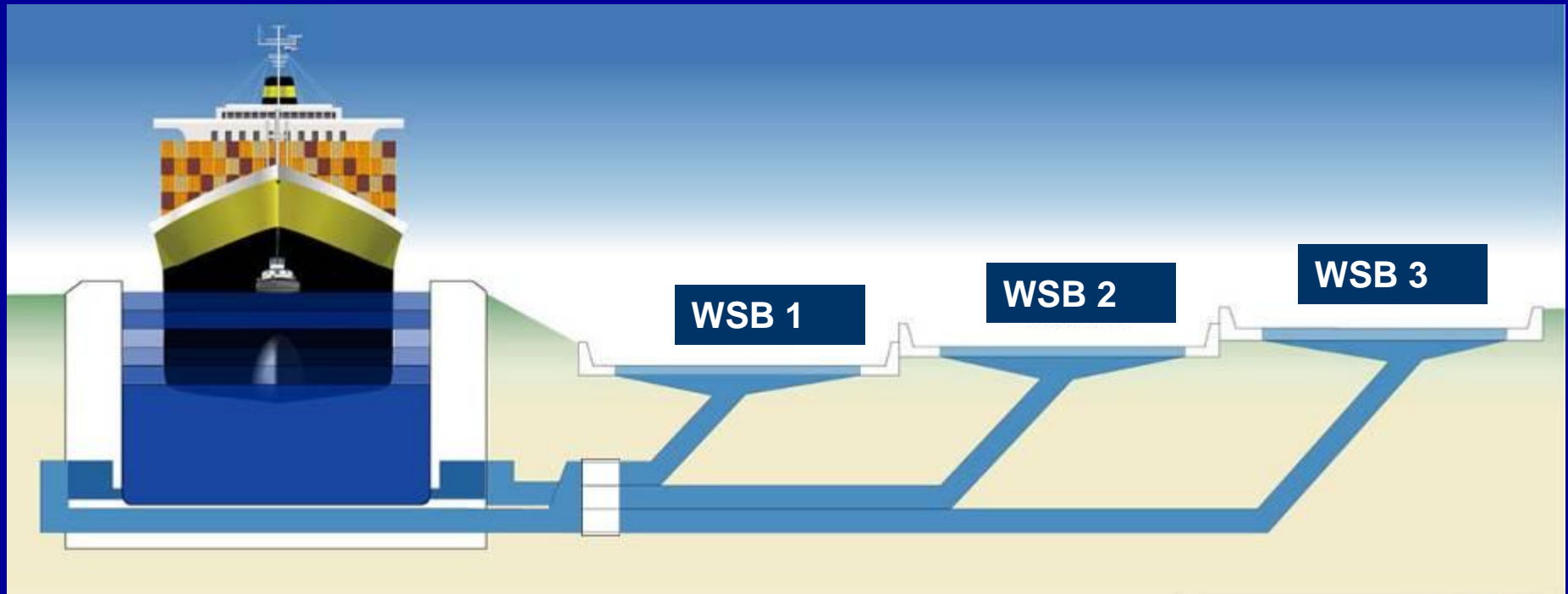
# Dimensions of Locks and Vessels

*Existing Locks Max Vessel size: 4,400 TEU's*




*New Locks Max Vessel size: 12,600 TEU's*

# Post Panamax Locks Operation



With the water saving basins  
the new locks will use 7% less water  
than the existing locks



# Pacific Post Panamax Locks



## Lock Chamber

Length: 427 m

Width: 55 m

Depth: 18.3 m

## Vessel size

LOA: 366 m

Beam: 49 m

Draft: 15.2 m

# Atlantic Post Panamax Locks



## Lock Chamber

Length: 427 m

Width: 55 m

Depth: 18.3 m

## Vessel size

LOA: 366 m

Beam: 40 m

Draft: 15.2 m

ATLANTIC

Logistics Platform for the World



Manzanillo

Colon Container

Cristóbal

Airdrome Enrique A. Jiménez

GATUN LAKE

Tocumen Airport

Domestic Airport

Balboa

Howard Airport

Panama Ports

15

PACIFIC

- Panama Canal
- Railroad/ Fiber optic cable
- Transithmic Highway
- Panamerican Highway
- Ports
- Airports

# Port System



## Atlantic

- Manzanillo International Terminal -Stevedoring Services of America
- Colon Container Terminal - Evergreen Marine Corp
- Panama Ports Co. - Cristobal- Hutchison

## Pacific

- Panama Ports Co. Balboa Terminal - Hutchison

**Movement of 4.2 million Teu's \***

# WORLD MAIN LOGISTICS HUBS



**Colon Free Zone**



**Transisthmian Pipeline**



**Panama – Colon Highway**



**Panama is the main  
transportation and  
logistics hub of the  
Americas**

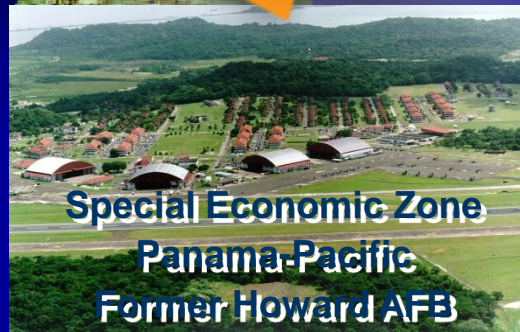
**Tocumen International  
Airport**



**Transisthmian railroad**



**Special Economic Zone  
Panama-Pacific  
Former Howard AFB**



**Banking Center**





# Colon Free Zone



Decree-Law 18 of June 17<sup>th</sup> of 1948, by which the Colon Free Zone was created as an autonomous entity of the State.



680 hectares, divided into two (2) commercial areas:

- the commercial area of showrooms in Colon (old city limits) and,
- commercial warehouse and storage area in France Field.



250,000 visitors come every year from all over the world.

Is the largest free zone in the Western Hemisphere, being the major trading center for Latin America and the Caribbean.



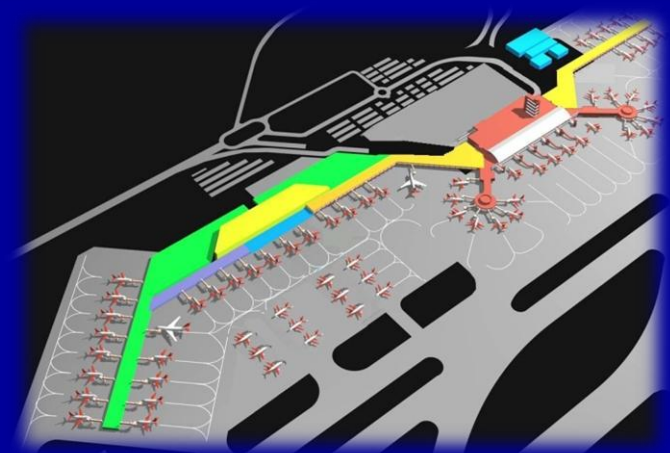
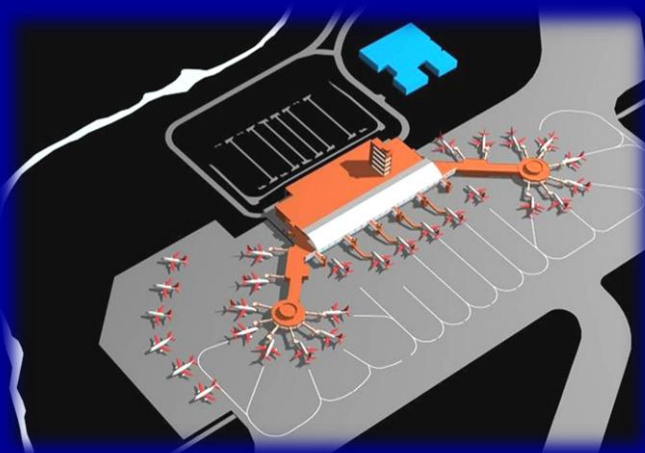
# Operational Airport Capacity

## *Now*

- 32 Boarding Positions
- 32 Simultaneous Operations(Passengers)
- 11 Simultaneous Operations (Load)
- 5 Millions Passengers/Annually
- Track length of 3,050 mts

## *Future*

- 66 Boarding Positions
- 70 Simultaneous Operations (Passengers)
- 20 Simultaneous Operations (Load)
- 30 Millions Passengers/Annually
- Track length of 4,000 mts





# Panama is closer to the World Tocumen International Airport

Direct flights from/to Panama to 54 different destinations.  
14 international airlines



2  
0  
0  
9  
Movement of + 4.7 millions  
passengers  
Movement of + 83,000 tons of  
cargo

Hub of the Américas



# Conclusions

- **The Panama Canal is and will continue to be the reliable, economic and safe route required by its customers.**
- **Panama offers an integral value proposal to the international maritime commerce.**
- **The Panama Canal Expansion Program will increase the competitive advantages for important routes, improving the inter-conectivity among ports.**
- **The Third Set of Locks will create new business opportunities within the region.**
- **With the Canal Expansion, Panama strengthens its maritime vocation and offers a green route to the planet.**

# LE RENDEZ-VOUS DE L'ASSURANCE TRANSPORTS

*Cannes*  
*4<sup>th</sup> and 5<sup>th</sup> May 2010*



LE  
RENDEZ-VOUS  
DE CANNES